



ENTER THE WONDERFUL WORLD OF ANIMALS

Experience the joy of language learning with wildlife

Explore the wonderful world of animals and enhance language learning. Create eco-friendly viewfinders using recyclables for indoor or outdoor activities to focus on learning points for an enjoyable experience. The creative process of upcycling to make viewfinders presents an authentic opportunity to talk about how we can protect wildlife and their habitats by reducing resource usage.

HOW TO MAKE A VIEWFINDER

1 Gather

Get children to collect recyclables such as packaging materials, toilet rolls, rubber bands etc. You may add natural materials like twigs, dried leaves, etc.



2 Create

Assemble the recyclable materials to make a viewfinder. Get creative with its shape and size.



3 Draw Inspiration

Scan this QR code to land on our Animals & Zones webpages to draw inspirations. Try using the shape of the eyes, mouth or any body part of your favourite animal to form the frame of your viewfinder.



FUN WITH VIEWFINDER

1 Use a viewfinder with an animal picture

I-spy

Choose a photograph from our Animals & Zones webpages that present at least 3 different things to play an I-spy game. Here are some examples:



What caught your eye?

Invite children to use a viewfinder to share what they are curious about. Wonder about new things together to further pique their curiosity.



The Naming Game

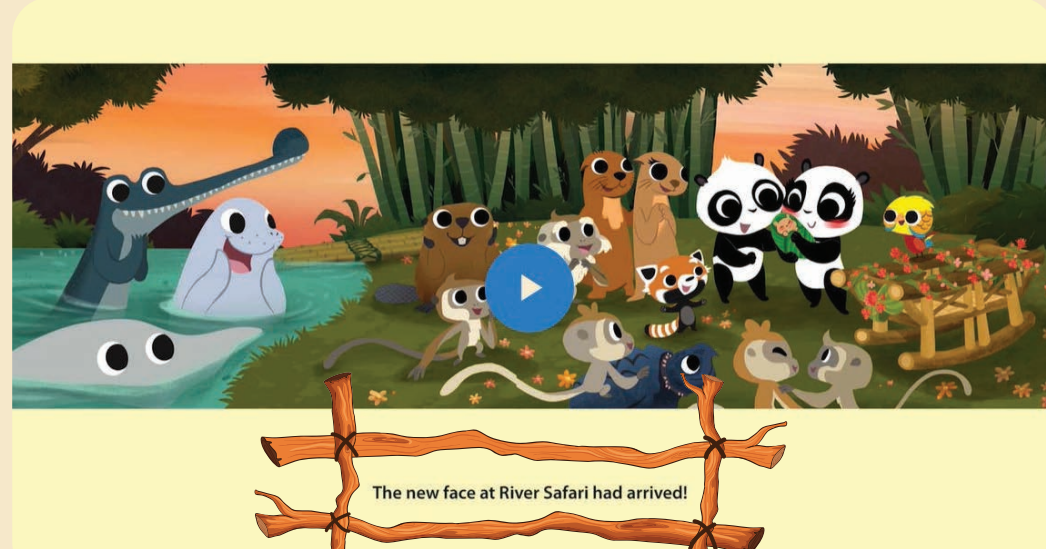
Use the viewfinder to frame and name the various body parts of an animal.



2 Use a viewfinder with books

Read Along


Join the panda-monium and use our audio books on giant pandas for a read-along session. Use your viewfinder to pace the readers or frame words as they read aloud.



Scan here to listen to this audio book

Start A Conversation

Our wordless book on otters is a great tool to start a conversation with children. Use your viewfinder to zoom in on specific images. Take turns to list every detail or form sentences that help you make sense of the illustrations.




Scan here to access this wordless book

3 Use a viewfinder in our parks or any outdoor space

Enjoy the great outdoors, explore nature and zoom in to details with your viewfinder!

Spot your favourite animals at our parks. Use your viewfinder to follow the movement of one animal – be it a fluttering butterfly at Fragile Forest in Singapore Zoo or a swimming stingray at River Wonders. You may also use a viewfinder to observe a crawling caterpillar in your school garden.



Focus On Colours

Spot animals of your favourite colour at Singapore Zoo or River Wonders. You may wish to look out for only black and white creatures such as panda cub Le Le, the zebra, African penguin and ring-tailed lemur. You may also try this colour-themed activity in class or at home.

